

**INVENTORY**

<b>Module Details</b>	<b>User Interface</b>	<b>Report</b>
<b>INVENTORY</b>		
	UOM Group Setup	Pending Items
	Unit Master	Stock Trial
	Manufacture Master	Stock Trial inventory Management
	Item Category	Stock Register Report
	Item Type	Customer/Item wise Stock Register
	Product Type Entry	Customer Price List
	Group Master	Supplier Price List
	Item Creation	NTR Price List
	Stock In	Daily Stock Account
	Client Price List	HSN/SAC Details Report
	Stock Rate Update	Stock Details Report
	Stock Journal	Monthly Inventory Analysis
	HSN Master	Individual Stock Report
	Issue Slip	
<b>Warehouse Setup</b>	Inventory Management Setup	
	Store Entry	
	Room Entry	
	Shelf Entry	
	Rack Entry	
	Inventory Management Item Setup	
	Bulk HSN/SAC Updates of Items	
	Goods Received Note Entry	
	Delivery Challan Entry	
	Item Document and image upload	



## Inventory

Inventory is generally categorized as raw materials, work-in-progress, and finished goods. ... Retailers typically refer to this inventory as "merchandise." Common examples of merchandise include electronics, clothes, and cars held by retailers.

### UOM Group Setup

A UoM (Unit of Measure) group is a set of UoMs that you want to use for a certain type of product. Each UoM group has a base UoM. All the other UoMs belonging to this group are related to this base UoM by conversion rules. You can assign a UoM group to an item.

- Click on User Interface button to select the UOM Group Setup
- Then enter data on the relevant fields
- Click on "save" button to save the records

Home User Interface Report

**UOM Group Entry**

Group Name :  \*

Base Unit :  \*

Group Description :

Group Name	Group Description	Creation Date	Action
<input type="text"/>	<input type="text"/>		
▼ Kg Group	Kg Group	13 Dec 2016	
Group Definition			
Alt. Qty	Alt. UoM	=	Base Qty
1000.00000	GM	=	1.00000
1.00000	Kg	=	1.00000
<input type="button" value="Add"/>			
> Meter Unit	Meter Unit	13 Dec 2016	
> Litre Unit	Litre Unit	13 Dec 2016	
> Packet Unit	Packet Unit	13 Dec 2016	
> PCS	PCS	14 Jan 2017	
> Stroke	Stroke	26 Dec 2017	

## Unit Master

UNITS MASTER is a smart and innovative solution for unit calculation and conversion that saves your time and helps you avoid calculation mistakes. Due to the built-in intelligent data analyzing algorithm you may not only perform complex calculations but also easily adapt the app to your needs.

- Click on User Interface button to select the Unit Master
- Enter Unit & Description fields
- Click on "save" button to save the records
- To update a particular record, click on "✎" icon.
- Click on "Update" button to update the records
- Click on "🟢" button to Active or Inactive.
- To delete any particular record click on "✖" Delete icon

Home
User Interface
Report

**Unit Master**

Unit :       Description :       Save    Reset

**Unit Lists**

Sl. No.	Unit	Description	Action
	<input type="text" value="Unit"/>	<input type="text" value="Description"/>	
1	Kg	Kilogram	✎ 🟢 ✖
2	Ltr	Litre	✎ 🟢 ✖
3	Mtr	Miter	✎ 🟢 ✖
4	Decimeter	Decimeter for nut and fork by akash	✎ 🟢 ✖
5	GM	Gram in India For TSP	✎ 🟢 ✖
6	Pcs	Pcs	✎ 🟢 ✖
7	Set	Set	✎ 🟢 ✖
8	Pkt	Pkt	✎ 🟢 ✖
9	Roll	Roll	✎ 🟢 ✖
10	Rft	Rft	✎ 🟢 ✖



## Manufacture Master

A Masters in Manufacturing Engineering will provide you with a detailed understanding of each level of the manufacturing process, combining skills in mathematics, science and business to develop innovative ways of designing systems and processes, and teaching you how to keep pace with this ever-changing industry.

- Click on User Interface button to select the Manufacture Master
- Enter the details of manufacturer Master
- Click on "save" button to save the records
- To update a particular record, click on "✎" icon.
- Click on "Update" button to update the records
- Click on "🟢" button to Active or Inactive.
- To delete any particular record click on "✖" Delete icon

Home
User Interface
Report

**Manufacture Master**

Code:

Address :

WebSite :

Name :

Phone :

Contact Person :

E-mail :

**Manufacture Lists**

Sl. No.	Code	Manufacture	Contact Person	phone	E-mail	Action
	<input type="text" value="NTR"/>	<input type="text" value="NTR"/>	<input type="text" value="SUKANTA NEOGI"/>	<input type="text" value="9830046243"/>	<input type="text" value="monsur@veherent.in"/>	
1	NTR	NTR	SUKANTA NEOGI	9830046243		✎ 🟢 ✖

Page size:

1 items in 1 page

© Copyright 2020 by VERP All Rights Reserved.



## Item Category

An item category is used to define if an item is suitable for billing or pricing. It defines the additional control functions for a sales document. Example – A standard item function is totally different from the function of a free of charge item or a text item.

- Click on User Interface button to select the Item Category
- Enter the details of Item Category
- Click on "save" button to save the records
- To update a particular record, click on "✎" icon.
- Click on "Update" button to update the records

Home User Interface Report

**Item Category Entry**

Item Category :

Mode:  Active  Inactive

Description :

Entry Date

**Item Category Details**

Sl. No.	Item Type	Description	Creation Date	Action
	<input type="text"/>	<input type="text"/>	<input type="text"/> <input type="button" value="📅"/>	<input type="button" value="⌵"/>
1	Fast Moving	Kolkata	30 Apr 2014	<input type="button" value="✎"/>
2	Slow Moving	Kolkata	11 Apr 2014	<input type="button" value="✎"/>
3	Obsolete	Obsolete	30 Apr 2014	<input type="button" value="✎"/>

Page size:

3 items in 1 pag

© Copyright 2020 by vERP All Rights Reserved.



## Item Type

Item types define the contents of an item and the information that is stored about an item. Users with the appropriate privileges can create an item type. The information stored about an item is determined by the attributes of the item type.

- Click on User Interface button to select the Item Type
- Enter the details of Item Type
- Click on "save" button to save the records
- To update a particular record, click on "✎" icon.
- Click on "Update" button to update the records

Home User Interface Report


---

**Item Type Entry**

Item Type :



Mode:  Active  Inactive


Description :

Entry Date:  

---

**Item Type Details**

Sl. No.	Item Type	Description	Creation Date	Action
1	Inventory	Tsp item comes under this.	27 May 2014	
2	Non Inventory	Comes in all department	28 May 2014	



Page size:


2 items in 1 page

© Copyright 2020 by vERP All Rights Reserved.



## Product Type Entry

A product type is a template of settings and attributes that you create for a specific set of products. Every product in your catalog has a single product type associated to it, and you must associate each product with a single product type.

- Click on User Interface button to select the Product Type Entry
- Enter the details of Product Type Entry
- Click on "save" button to save the records
- To update a particular record, click on "" icon.
- Click on "Update" button to update the records


Home User Interface Report

**Product Type Entry**










Product Type :

Mode:  Active  Inactive

Description :

Entry Date :  

**Product Type Details**

Sl. No.	Product Type	Description	Creation Date	Action
	<input type="text"/>	<input type="text"/>	<input type="text"/>  	
1	Meter for Volumetric	Meter for Volumetric	14 Jan 2017	
2	Nozzle Assly	Nozzle Assly	17 Jan 2017	
3	Angular Check Valve	Angular Check Valve	17 Jan 2017	
4	Quantity Wheel	Quantity Wheel	17 Jan 2017	
5	Totalizer Assly	Totalizer Assly	17 Jan 2017	
6	Pump Unit Assly PTO	Pump Unit Assly PTO	17 Jan 2017	
7	Pump Unit Assly BLDC	Pump Unit Assly BLDC	17 Jan 2017	



## Group Master

The Master Group is a global organization which is involved in a variety of industries. Consisting of media, commodities, recycling, plastics, fashion, real estate and technology.

- Click on User Interface button to select the Group Master
- Enter the details of Group Master
- Click on "save" button to save the records
- To update a particular record, click on "✎" icon.
- Click on "Update" button to update the records
- Click on "🟢" button to Active or Inactive.
- To delete any particular record click on "✖" Delete icon

Home User Interface Report

**Item Group Master Entry**

Group Name :  \*     
 Group Code :  \*     
 Item Type :  \*

Entry Date :  📅     
 Status :  Active  InActive \*

**Group Details**

Sl. No.	GroupName	GroupCode	Item Type	EntryDate	Status	Action
	<input type="text" value=""/>	<input type="text" value=""/>	<input type="text" value=""/>	<input type="text" value=""/>		
1	MAIN	M	Inventory	01/04/2015	True	
2	ASSETS	ASSETS	Inventory	01/04/2015	True	
3	FINISHED	FINISHED	Inventory	14/01/2017	True	
4	SEMI FINISHED	SEMI FINISHED	Inventory	14/01/2017	True	
5	RAW MATERIALS	RAW MATERIALS	Inventory	14/01/2017	True	
6	Scrap	Scrap	Inventory	20/04/2017	True	
7	Service	Service	Non Inventory	01/07/2017	True	





## Item Creation

This function allows you to create a single item, based on either a template or an item type. You can only create items in the lowest level bucket of a hierarchy. A bucket and an item cannot co-exist in the same bucket, that is you cannot create items in buckets with sub buckets.

- Click on User Interface button to select the Item Creation
- Enter the details of Item Creation
- Click on "save" button to save the records
- To update a particular record, click on "🖋️" icon.
- Click on "Update" button to update the records
- Click on "🟢" button to Active or Inactive.
- To delete any particular record click on "✖️" Delete icon

Home	User Interface	Report
<b>Item Creation Master Details</b>		
Item Name : <input type="text" value="Mobile"/>	Item Code : <input type="text" value="Mobile"/>	Item Type : <input type="text" value="Inventory"/>
Group : <input type="text" value="Direct Expenses"/>	Unit Group : <input type="text" value="Litre Unit"/> <a href="#">Details</a>	Unit : <input type="text" value="Ltr"/>
Item Category : <input type="text" value="--Select Category--"/>	Product Type : <input type="text" value="Assets"/>	Status : <input checked="" type="radio"/> Active <input type="radio"/> InActive
Is Serial : <input type="radio"/> Yes <input checked="" type="radio"/> No	Is BarCode : <input type="radio"/> Yes <input checked="" type="radio"/> No	Entry Date : <input type="text" value="11 Sep 2020"/>
Mfg Code : <input type="text" value="NTR"/>	Warranty Period : <input type="text"/> (in MM)	Granty period : <input type="text"/> (in MM)
Maximum Level : <input type="text"/>	Minimum Level : <input type="text"/>	Re-order level : <input type="text"/>
Rack No : <input type="text"/>	Drawing No : <input type="text"/>	Part No : <input type="text"/>
Page No : <input type="text"/>	Sample No : <input type="text"/>	Remarks : <input type="text"/>



## Stock In

When a physical or online store has an item in stock, it has that item in the store or in a warehouse and available for purchase now. All showers and enclosures in the range are held in stock and are available for fast delivery.

- Click on User Interface button to select the Stock In
- Enter the details of Stock In
- Click on "save" button to save the records
- Click on "Search" button to get the date of Stock In. It will display all the Stock In
- To update a particular record, click on "✎" icon.
- Click on "Update" button to update the records
- To delete any particular record click on "✖" Delete icon

Home User Interface Report

### Stock In Master

Group :	Consumable Stores	Stock Name :	All organic chemicals other than c	Customer Care :	Head Office
Purchase Price :	200	Sales Price :	250	Production Price :	260
Opening Stock :	100	Opening Rate :	2600	Stock As on :	11 Sep 2020
Price Effective Date :	11 Sep 2020				
Serial No/Bar Code :					

Save Reset

### Stock List

Customer Care :	--Select CC Center / Branch--	Group :	--Select Group--	Stock Name :	
-----------------	-------------------------------	---------	------------------	--------------	--


Search

© Copyright 2020 by vERP All Rights Reserved.



## Client Price List

This function allows you to create a list of prices valid for a certain date for a certain list of products and group of business partners. You can use price lists to make your current prices available in list form at any time.

- Click on User Interface button to Client Price List
- To update a particular record, click on “” icon.
- Click on “Update” button to update the records

Home User Interface Report










### Client Price List

Customer Care Center :

Category :  External Provider  Customer

Select Code :

### Inventory Stock List

Sl. No.	StockAlias	StockName	PageNo	PartNo	Rate	Edit
	<input type="text"/>	<input type="text"/>	<input type="text"/>	<input type="text"/>	<input type="text"/>	
1	F0001	Meter for Volumetric Measurement -NTR/06			0.00	
2	F0002	Meter for Volumetric Measurement (NTR/06) with PTO Opt. Accessories			0.00	
3	F0003	Meter for Volumetric Measurement (NTR/06) with 12V Battery Operated Accessories			0.00	
4	RM0005	Angular Check Valve Body 1½"			0.00	
5	F0004	Mini Dispensing Pump			0.00	
6	F0005	Meter for Volumetric Measurement 5 digit (9999.9 ltrs.) Series-NTR/06			0.00	
7	F0006	Meter for Volumetric Measurement Electronic(Preset)			0.00	
8	F0007	Mechanical Fuel dispenser Model No -MFD/NTR/05			0.00	
9	F0008	Meter for Volumetric Electronic (Non Preset) NTR/04			0.00	

## Stock Rate Update

Stock prices change every day by market forces. By this we mean that share prices change because of supply and demand. If more people want to buy a stock (demand) than sell it (supply), then the price moves up.

- Click on User Interface button to Stock Rate Update
- Then select data on the relevant fields
- Click on "View" button to get the date of Stock Rate Update. It will display all the Stock Rate Update
- Click on "Browse" button choose stock Rate update file.
- Click on "Import" button to import the records

Home User Interface Report

### Stock Rate Update

Branch Name :  \*

Group :

Item Category :

[View](#)

#### Stock Item Details

Item Name	Item Code	Part No.	Purchase Price	Sales Price	Price Effective Date	Branch Name	Select
<input type="text"/>	<input type="text"/>	<input type="text"/>	<input type="text"/>	<input type="text"/>	<input type="text"/>		

No records to display.

[Export All to Excel](#)

#### Selected Stock Item Details

[Export Selected Item to Excel](#)

#### Import Stock Item Details

Select Excel File :  No file selected. [Import](#)

© Copyright 2020 by vERP All Rights Reserved.



## Stock Journal

Stock journal is a journal in which all types of stock adjustments are entered. The stock adjustment may be due to the following reasons: Inter-Godown Transfer: This is useful to transfer the goods from one location to another. The quantity of stock remains the same, but the location changes.

- Click on User Interface button to Stock Stock Journal
- Then select data on the relevant fields
- Click on "Add" button to add the records
- Click on "save" button to save the records
- To update a particular record, click on "✎" icon.
- Click on "Update" button to update the records
- To delete any particular record click on "✖" Delete icon

Home User Interface Report

**Stock Journal Entry**

Reference No. :  Date :

**Enter Journal Details**

Entry Type :  Out  In Branch Name :

Quantity :  Item Name :

**Journal Show**

Led No.	Led No.	Ref. No.	Date	Branch Name	Action
	<input type="text"/>	<input type="text"/>	<input type="text"/>	<input type="text"/>	
1	SIUR179	JS/163	22 Jun 2017	Head Office	
2	SIUR90	SJ/072	16 Aug 2017	Head Office	
3	SIUR177	SJ/161	18 Aug 2017	Head Office	
4	SIUR113	SJ/091	12 Sep 2017	Head Office	
5	SIUR89	SJ/071	12 Sep 2017	Head Office	



## HSN Master

Find HSN / SAC Codes & GST Rates for your goods & services  
 HSN code stands for "Harmonized System of Nomenclature". This system has been introduced for the systematic classification of goods all over the world. HSN code is a 6-digit uniform code that classifies 5000+ products and is accepted worldwide.

- Click on User Interface button to HSN Master
- Then select data on the relevant fields
- Click on "save" button to save the records
- To update a particular record, click on "✎" icon.
- Click on "Update" button to update the records
- Click on "🟢" button to Active or Inactive
- To delete any particular record click on "✖" Delete icon

Home
User Interface
Report

**HSN Master**

HSN/SAC Code :

Tax Percentage Type :

Type :

Description :

Tax Percentage :





**HSN Lists**

Sl. No.	HSNCode	Description	Tax Type	Tax Percentage	Type	Action
	<input type="text"/>	<input type="text"/>	<input type="text"/>	<input type="text"/>	<input type="text"/>	
1	HSN000	TAX FREE	Zero Rated	0.00	HSN	
2	8308	Clasps, frames with clasps, buckles, buckle-clasps, hooks, eyes, eyelets and the like, of base metal, of a kind used for clothin	Non Zero Rated	18.00	HSN	
3	8531	Electric sound or visual signalling apparatus	Non Zero Rated	18.00	HSN	
4	8307	Flexible tubing of base metal, with or without fittings	Non Zero Rated	18.00	HSN	
5	8543	Electrical machines and apparatus, having individual functions, not specified or included elsewhere in this Chapter	Non Zero Rated	18.00	HSN	
6	8211	Knives with cutting blades	Non Zero Rated	12.00	HSN	
7	8507	Lithium ion accumulator	Non Zero Rated	18.00	LCM	

### VEHEMENT TECHNOLOGIES PRIVATE LIMITED

 **Issue Slip**

You can use this form to print a goods issue slip as proof of the goods movement when posting a goods issue from the stock of material provided to a subcontractor. You can use this form in MM Inventory Management when posting goods issues.

- Click on User Interface button to Issue Slip
- Then select data on the relevant fields
- Click on "Search" button to get the Items Details
- Then enter Quantity, Rate and Description
- Then Click on ""update icon
- Click on "save" button to save the records
- To update a particular record, click on "" icon.
- Click on "Update" button to update the records
- To delete any particular record click on "" Delete icon
- To view the Existing records click on "" icon.

Home User Interface Report

Type :  Direct

CC Center :  \*

Reference No. :  \*

Employee :

Department :  \*

Issue Date :

Production Unit :

Remarks :

---

**Item Type Details - Search**

Rate :  Normal      Group :

Product Type :      

---

**Item Details**

---

**Selected Item Details**

---

**Total Amount =**

---

**Issue Details Show**

- Click to Hide Serach Content..

---

Search By :

Sl. No.	Issue No.	Branch	Ref No.	DepartmentName	ProductionUnit	Issue Date	Type	Action





## Inventory Management Setup

Inventory management refers to the process of ordering, storing and using a company's inventory. This includes the management of raw materials, components and finished products, as well as warehousing and processing such items.

- Click on User Interface button to Inventory Management Setup
- Then enter data on the relevant fields
- Click on "Search" button to get the Items Details
- Click on "Update" button to update the records

Home User Interface Report

### Bin Management Setup

Base Level :

No of Levels :

Level	Level Name
1	<input type="text" value="Room"/>
2	<input type="text" value="Shelf"/>
3	<input type="text" value="Rack"/>

Update Reset

© Copyright 2020 by vERP All Rights Reserved.





## Store Entry

Optimized Inventory Management! Store is an essential part of any manufacturing organization. ... By generating detailed reports on various essential aspects of store management, it offers visibility into critical inventory levels.

- Click on User Interface button to Store Entry
- Then select data on the relevant fields
- Click on "save" button to save the records
- To update a particular record, click on "✎" icon.
- Click on "Update" button to update the records
- Click on "🟢" button to Active or Inactive
- To delete any particular record click on "✖" Delete icon

Home User Interface Report



### Store Entry

CC Center :

Store :

Description :

### Store Details

Sl. No.	CC Center	Store	Description	Action
1	Head Office	Store NTARPL	Store of Headoffice NTARPL	 

Page size:  1 items in 1 page

© Copyright 2020 by vERP All Rights Reserved.



## Room Entry

This is the initial inventory purchase, which is routed through the accounts payable system. The debit will be to either the raw materials inventory or the merchandise inventory account, depending on the nature of the goods purchased.

- Click on User Interface button to Room Entry
- Then select data on the relevant fields
- Click on "save" button to save the records
- To update a particular record, click on "✎" icon.
- Click on "Update" button to update the records
- Click on "🟢" button to Active or Inactive
- To delete any particular record click on "✖" Delete icon

Home User Interface Report

Room Entry

CC Center :  Store :  Store NTARPL

Room :  Description :

**Room Details**

Sl. No.	CC Center	Store	Room	Description	Action
	<input type="text"/>	<input type="text"/>	<input type="text"/>	<input type="text"/>	
1	Head Office	Store NTARPL	ROOM-1	ROOM-1	
2	Head Office	Store NTARPL	ROOM-2	FINISHED ITEMS	

Page size:  2 items in 1 page

© Copyright 2020 by vERP All Rights Reserved.



## Shelf Entry

A shelf is a flat piece of wood, metal, or glass which is attached to a wall or to the sides of a cupboard. Shelves are used for keeping things on. He took a book from the shelf.

- Click on User Interface button to Shelf Entry
- Then select data on the relevant fields
- Click on "save" button to save the records
- To update a particular record, click on "✎" icon.
- Click on "Update" button to update the records
- Click on "🟢" button to Active or Inactive
- To delete any particular record click on "✖" Delete icon

Home   User Interface   Report

**Shelf Entry**

CC Center :

Room :

Shelf :

Store :

Description :

**Shelf Details**

Sl. No.	CC Center	Store	Room	Shelf	Description	Action
1	Head Office	Store NTARPL	ROOM-1	ALMIRAH-01	ALMIRAH-01	
2	Head Office	Store NTARPL	ROOM-2	ALMIRAH-01	ALMIRAH-01	
3	Head Office	Store NTARPL	ROOM-2	ALMIRAH-02	ALMIRAH-02	
4	Head Office	Store NTARPL	ROOM-2	ALMIRAH-03	ALMIRAH-03	
5	Head Office	Store NTARPL	ROOM-2	ALMIRAH-04	ALMIRAH-04	



## Rack Entry

These labels mark each rack bay location and are used to identify products for storing, picking and inventory management. They typically include a one- or two-dimensional barcode image and human-readable letters and numbers.

- Click on User Interface button to Rack Entry
- Then select data on the relevant fields
- Click on "save" button to save the records
- To update a particular record, click on "✎" icon.
- Click on "Update" button to update the records
- Click on "🟢" button to Active or Inactive
- To delete any particular record click on "✖" Delete icon

Home
User Interface
Report

Rack Entry

CC Center :

Room :

Rack :

Store :

Shelf :

Description :

**Rack Details**

Sl. No.	CC Center	Store	Room	Shelf	Rack	Description	Action
1	Head Office	Store NTARPL	ROOM-2	ALMIRAH-03	RACK-1	RACK-1	
2	Head Office	Store NTARPL	ROOM-2	ALMIRAH-04	RACK-1	RACK-1	
3	Head Office	Store NTARPL	ROOM-1	SHELF-01	RACK-1	RACK-1	
4	Head Office	Store NTARPL	ROOM-2	SHELF-01	RACK-1	RACK-1	
5	Head Office	Store NTARPL	ROOM-1	SHELF-02	RACK-1	RACK-1	



## Inventory Management Item Setup

Inventory management refers to the process of ordering, storing and using a company's inventory. This includes the management of raw materials, components and finished products, as well as warehousing and processing such items.

- Click on User Interface button to Inventory Management Item Setup
- Then select data on the relevant fields
- Click on "Add" button to add the records
- Click on "save" button to save the records
- To update a particular record, click on "✎" icon.
- Click on "Update" button to update the records
- To delete any particular record click on "✖" Delete icon

Home User Interface Report

Inventory Item Setup

CC Center :

Product Type :

Group :

Stock :

---

**Bin Details**

Store :

Shelf :

Stock Capacity :

Room :

Rack :

---

**Bin Setup With Item Details**






Sl. No.	CC Center	Stock Name	Product Type	Action
1	Head Office	Angular Check Valve 50 mm ( F0011 )	Tank and Pipe Line Fittings	
2	Head Office	Angular Check Valve 40 mm ( F0012 )	Tank and Pipe Line Fittings	
3	Head Office	Horizontal Check Valve 1½" ( 40 mm ) ( F0013 )	Tank and Pipe Line Fittings	
4	Head Office	Camlock Coupling 3" ( 80 mm ) ( Female ) ( F0212 )	Tank and Pipe Line Fittings	



## Bulk HSN/SAC Updates of Items

Search the required HSN code. For including new goods and services in the GST registration, you need to type the relevant HSN codes inside the HSN codes field provided just below the Non-Core Fields. On typing the HSN code, the related goods will show up. You have to tap on it, and the relevant goods type will be added

- Click on User Interface button to Inventory Bulk HSN/SAC Updates of Items
- Then select data on the relevant fields
- Click on "Search" button to get the Bulk HSN/SAC Updates of Items
- Then select the check box
- To delete any particular record click on "X" Delete icon
- Click on "save" button to save the records

Sl. No.	Product Image	ItemName	ItemCode	Part No.	Unit	Group	Product Type	HSN/SAC	Tax Type	Type
1		Air-conditioning machines, comprising a motor-driven fan and elements	FA005		Pcs	ASSETS	Assets	8415 (28.00%)	Non Zero Rated	HSN
2		DIE	FA006		Pcs	ASSETS	Assets	7325 (18.00%)	Non Zero Rated	HSN
3		FURNITURE AND FIXTURES	FA003		Pcs	ASSETS	General Assly	94013000 (18.00%)	Non Zero Rated	HSN
4		Machinery for Washing,Cleaning,Wringing,Drying,Ironing,Pressing	FA004		Pcs	ASSETS	Assets	8451 (18.00%)	Non Zero Rated	HSN
5		Mobile Phones	FA002		Pcs	ASSETS	Assets	85171290 (12.00%)	Non Zero Rated	HSN



## Goods Received Note Entry

Your GRN acts as internal proof of goods received to process and match against your supplier invoices/purchase orders. The goods receipt note is an internal document produced after inspecting delivery for proof of order receipt. Generally produced by your stores team.

- Click on User Interface button to Goods Received Note Entry
- Then select data on the relevant fields
- Click on "Search" button to get the Items Details
- Click on action "✎" pencil icon
- Then enter Quantity, Rate and Description
- Then Click on "↻" update icon
- Click on "save" button to save the records
- To update a particular record, click on "✎" icon.
- Click on "Update" button to update the records
- To delete any particular record click on "✖" Delete icon
- To view the Existing records click on "📄" icon.

[Home](#)   [User Interface](#)   [Report](#)

[Goods Received Note](#)

**Entry Details**

Date:        Receive Reference No:  \*

[+ Click to Show Content.. Way Bill Details](#)

**Supplier / Customer Details**

CC Center:  \*

Supplier / Customer Name:  \*  In Active [Add](#)

GSTIN:       Balance:

Vendor Code:       Supplier / Customer Address:  [Supplier Details](#)

Delivery Address:       Remarks:

[+ Click to Show Content.. Contact Person Details](#)

**Item Type Details - Search**

Rate:  Normal      Group:  ▾

Product Type:  ▾

**Item Details**

Sl. No.	Product Code	Product Name	HSN/SAC	Stock Quantity	Quantity	Unit	Rate	DiscPers	Description	Action
	<input type="text"/>	<input type="text"/>	<input type="text"/>							





## Delivery Challan Entry

A delivery challan is a document created during the transportation of goods from one place to another which may or may not result in sales. This is sent along with the shipped goods. It contains the details of the items shipped, quantity of those goods, buyer and delivery address.

- Click on User Interface button to Delivery Challan Entry
- Then select data on the relevant fields
- Click on "Search" button to get the Items Details
- Click on action "✎" pencil icon
- Then enter Quantity, Rate and Description
- Then Click on "↻" update icon
- Click on "save" button to save the records
- To update a particular record, click on "✎" icon.
- Click on "Update" button to update the records
- To delete any particular record click on "✖" Delete icon
- To view the Existing records click on "📄" icon.

Home
User Interface
Report

### Delivery Challan

**Entry Details**

Date:   Delivery Reference No:  \*

[+ Click to Show Content.. Way Bill Details](#)

**Supplier / Customer Details**

CC Center:  \*

GSTIN : 10AAWPK7553Q1ZX

Vendor Code :

Delivery Address :

Supplier / Customer Name :  \*  In Active [Add Supplier](#)

Balance :

Supplier / Customer Address :  [Supplier Details](#)

Remarks :

[+ Click to Show Content.. Contact Person Details](#)

**Item Type Details - Search**

Rate :  Normal  Other

Product Type :

Group :

**Item Details**

Sl. No.	Product Code	Product Name	HSN/SAC	Stock Quantity	Quantity	Unit	Rate	DiscPers	Description	Action
1	<input type="text"/>	<input type="text"/>	<input type="text"/>	<input type="text"/>	<input type="text"/>	<input type="text"/>	<input type="text"/>	<input type="text"/>	<input type="text"/>	<input type="button" value="✎"/>





## Item Document and image upload

Downloading means receiving data or a file from the Internet on your computer. Uploading means sending data or a file from your computer to somewhere on the Internet.

- Click on User Interface button to Item Document and image upload
- Then select data on the relevant fields
- Click on "select" button and upload the image
- Click on "select" button and upload the file
- Click on "Add" button to add the records
- Click on "save" button to save the records

Home User Interface Report

### ITEM IMAGE DOCUMENT UPDATE

Group : Consumable Stores	Product Type : Angular Check Valve (Spares)
HSN : 1704	Item Name : ----- Select Product -----

Entry Details

Item Image : <input type="text"/> <input type="button" value="Select"/>	Drawing No : <input type="text" value="433355"/>
---	--

Document Entry Details

Document Name : <input type="text"/>	File Uoloader : <input type="text"/> <input type="button" value="Select"/>
--------------------------------------	--

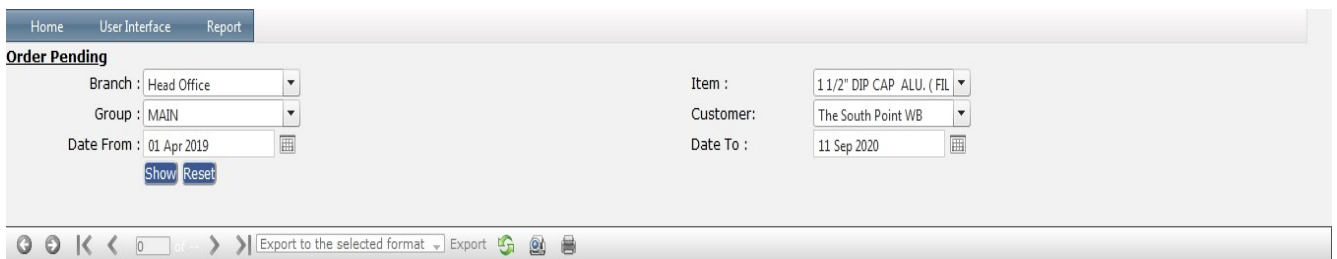
© Copyright 2020 by VERP All Rights Reserved.

## Report

### Pending Items

If you are receiving physical goods, a Pending status indicates we are waiting on one or more physical goods to arrive at our fulfillment houses before we can ship your order. Once we are prepping to ship your pledge order, the status will change to Shipping. Once shipped, it will change to Shipped.

- Click on Report button to Item Pending Items
- Then select data on the relevant fields
- Click on "Show" button to get the reports of Pending Items. It will display all the Pending Items
- Click on "Export" button to export the report to excel



The screenshot shows a web application interface for generating a report. At the top, there are navigation tabs: 'Home', 'User Interface', and 'Report'. Below the tabs, the title 'Order Pending' is displayed. The interface contains several input fields and buttons:

- Branch:** A dropdown menu with 'Head Office' selected.
- Group:** A dropdown menu with 'MAIN' selected.
- Date From:** A date input field with '01 Apr 2019' and a calendar icon.
- Item:** A dropdown menu with '1 1/2" DIP CAP ALU. (FIL)' selected.
- Customer:** A dropdown menu with 'The South Point WB' selected.
- Date To:** A date input field with '11 Sep 2020' and a calendar icon.
- Buttons:** 'Show' and 'Reset' buttons are located below the 'Date From' field.
- Footer:** A row of icons for navigation and actions, including 'Export to the selected format', 'Export', and icons for refresh, print, and save.

The source of the report definition has not been specified.



## Stock Trial

A stock market report is an information-based document issued by a variety of organizations and directed to various segments of an investment pool. The majority of stock market reports focus on large area of a particular financial sector, while some will hone in on individual businesses.

- Click on Report button to Item Stock Trial.
- Then select data on the relevant fields.
- Click on "Show" button to get the reports of Stock Trial. It will display all the Stock Trial.
- Click on "Export" button to export the report to excel.

Home User Interface Report

### Stock Trial

Branch :

Group :

Item :

Date From :

Search type :  Without Zero Closing  With Zero Closing

Product Type :

Check Serial Type :  Without Serial  With Serial

Date To :

[Show](#) [Reset](#)

### Stock List : Details View

Export to the selected format
Export

5	Adjusting Knob Cover for MU (Zinc Plating) (SF220)	9988	Pcs	806	0	433	373	3.00	1119.00	18.50	6900.50
6	Adjusting Rod for MU Midco (RM0137)	7219	Pcs	269	400	438	231	105.00	24255.00	0.00	.00
7	Adjusting Rod for New P.T.O Pump (RM0328)	7407	Pcs	106	215	170	151	90.00	13590.00	0.00	.00
8	Adjusting Stud (Brass) for PU Midco (RM0186)	7407	Pcs	176	0	0	176	32.00	5632.00	0.00	.00
9	Adjusting Wheel (RM0004)	9026	Pcs	103	0	0	103	35.00	3605.00	0.00	.00
10	Adjusting Wheel ( Sprint ) (RM0316)	7601	Pcs	35	0	0	35	35.00	1225.00	0.00	.00
11	Adopter Housing ( NTR. Pump ) ZINK PLATING (SF168)	9988	Pcs	39	20	13	46	12.00	552.00	244.00	11224.00
12	ADOPTER SEAL (RM0764)	40169320	Pcs	86	0	13	73	6.00	438.00	0.00	.00
13	AIR NIPPLE FOR AUTO CUT SPOUT. (SF353)	7407	Pcs	150	200	0	350	0.00	.00	0.00	.00
14	Air or vacuum pumps, air or other gas compressors and fans (IE0075)	8414	Pcs	0	4	0	4	1271.18	5084.72	0.00	.00
15	Air Separator Body ( NTR. )- Aia. (RM0301)	7601	Pcs	0	19	18	1	1050.00	1050.00	0.00	.00
16	Air Separator Body (Aluminium) Machining (SF112)	9988	Pcs	19	18	15	22	400.00	8800.00	1500.00	33000.00
17	Air-conditioning machines, comprising a motor-driven fan and elements (FA005)	8415	Pcs	1	0	0	1	23828.13	23828.13	0.00	.00
18	All bars and rods of other alloy steel (IE0056)	7228	Pcs	1	0	0	1	3120.00	3120.00	0.00	.00
19	All bars and rods, of iron or non-alloy steel (RMCOS041)	7215	Pcs	121	1	0	122	2352.00	286944.00	0.00	.00
20	All flat-rolled products of iron or non-alloy steel (RMCOS002)	7211	Pcs	16.8	0	0	16.8	43.50	730.80	0.00	.00
21	All flat-rolled products of iron or non-alloy steel (RMCOS057)	7208	Pcs	0	30	0	30	30.00	900.00	0.00	.00
22	All flat-rolled products of other alloy steel (RMCOS003)	7226	Pcs	1	0	0	1	3560.00	3560.00	0.00	.00
23	All Goods, including printing ink, writing or drawing ink and other inks, whether or not concentrated or solid, fountain pen ink, ball pen ink (RMCOS058)	3215	Pcs	0	1	0	1	480.00	480.00	0.00	.00

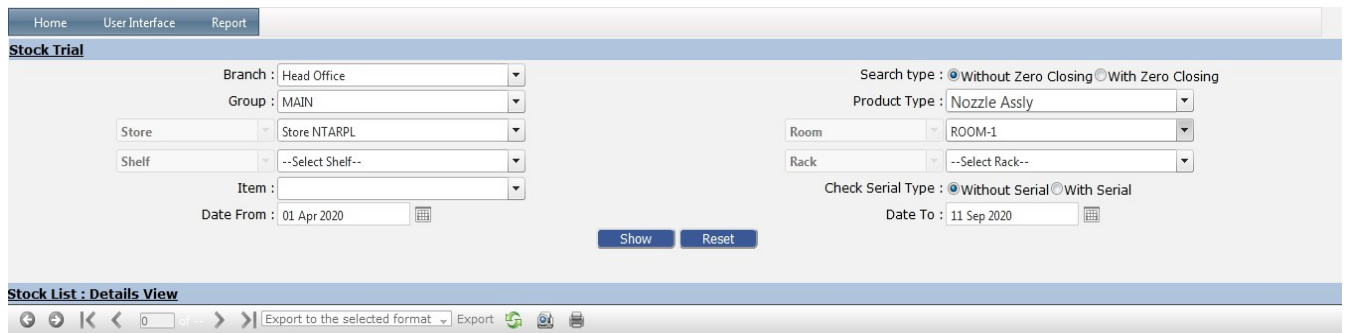
© Copyright 2020 by vERP All Rights Reserved.



## Stock Trial inventory Management

In business, the inventory may be defined as the goods held for sale in the ordinary course of business or the goods that are used to manufacture goods to be sold. ... Inventories usually make up a large part of the total current assets of a company.

- Click on Report button to Stock Trial inventory Management.
- Then select data on the relevant fields.
- Click on "Show" button to get the reports of Stock Trial inventory Management. It will display all the Stock Trial inventory Management.
- Click on "Export" button to export the report to excel.



The screenshot shows the 'Stock Trial' report configuration page in the vERP system. The interface includes a navigation bar with 'Home', 'User Interface', and 'Report' tabs. The main area is titled 'Stock Trial' and contains several dropdown menus for filtering: 'Branch' (Head Office), 'Group' (MAIN), 'Store' (Store NTARPL), 'Shelf' (--Select Shelf--), 'Item', 'Search type' (Without Zero Closing selected), 'Product Type' (Nozzle Assly), 'Room' (ROOM-1), and 'Rack' (--Select Rack--). There are also date pickers for 'Date From' (01 Apr 2020) and 'Date To' (11 Sep 2020), and radio buttons for 'Check Serial Type' (Without Serial selected). 'Show' and 'Reset' buttons are located below the filters. At the bottom, there is a 'Stock List : Details View' section with a toolbar containing navigation icons and an 'Export' button.

The source of the report definition has not been specified.



## Stock Register Report

Stock Register may be define as live document/file/software record which is used for maintaining company's stock.

- Click on Report button to Stock Register Report.
- Then select data on the relevant fields.
- Click on "Show" button to get the reports of Stock Register Report. It will display all the Stock Register Report.
- Click on "Export" button to export the report to excel.

Home User Interface Report

**Stock Register Details View**

Date From : 01 Apr 2020 To : 11 Sep 2020 Customer Branch : Head Office

Group : SEMI FINISHED Product Type : Nozzle Assly Item Name : 1" Nozzle Tube and Gland Assly ( SF306 )

[Show](#) [Reset](#)

**Stock List : Details View**

Export to the selected format [Export](#) [Excel](#) [Print](#)

				In	Out	In	Out
1	01 Apr 2020			2.000	0	0	
2	11 Jun 2020	MS-1/06/20-21/56 MS-1-R		0	100.000	0.000	
3	11 Jun 2020	NTR/JO/20-21/068	R.K.Enterprise	0	0.000	100.000	
4	16 Jun 2020	MS-1/06/20-21/75 MS-1		0	80.000	0.000	
5	16 Jun 2020	NTR/JO/20-21/088	Globe Electro System	0	0.000	80.000	
6	27 Jun 2020	PMC/06/20-21/148-R	PMC	0	216.000	0.000	
7	29 Jun 2020	NTR/JO/20-21/153	Subhendu Biswas Polishing Works	0	0.000	216.000	
8	30 Jul 2020	MS-1/07/20-21/166-R	MS-1	0	192.000	0.000	
9	02 Aug 2020	NTR/JO/20-21/328	Subhendu Biswas Polishing Works	0	0.000	192.000	
10	01 Sep 2020	PMC/08/20-21/141-R	PMC	0	252.000	0.000	
11	02 Sep 2020	NTR/JO/20-21/463	R.K.Enterprise	0	0.000	252.000	
<b>Total</b>				<b>2.000</b>	<b>840.000</b>	<b>840.000</b>	
Closing Quantity				2.000			
Closing Serials							

© Copyright 2020 by vERP All Rights Reserved.



## Customer/Item wise Stock Register

A stock-item wise profitability report should tell you the date when you first sold an item as well as the date of the last sale for that product. The time gap indicates how fast the item moves and helps in creating cash flow opportunities.

- Click on Report button to Customer/Item wise Stock Register.
- Then select data on the relevant fields.
- Click on "Show" button to get the reports of Customer/Item wise Stock Register. It will display all the Customer/Item wise Stock Register.
- Click on "Export" button to export the report to excel.

Home User Interface Report

**Customer/State/Zone-wise Item Details**

Date From : 01 Sep 2020 To : 11 Sep 2020

Branch : Head Office Search By : Item Name

Item Group : FINISHED Item Type : General Items

Sub Category : All items checked

[Show](#)

---

Export to the selected format Export

**NEOGI TECHNOLOGIES AND RESEARCH PVT. LTD.**  
 An IMS Certified Organisation  
 2, Kumarpara Road, PO :Rajpur, Kolkata-700149  
 Ph No. :(+91)-33-2477 8866 ,Email Id :support@ntrindia.co.in

---

**Customer & Item Details Register**

Branch/CC Center : Head Office Date From 01 Sep 2020 To 11 Sep 2020

SrlNo	Customer Name	State	Zone	Address	Item	HSN/SAC	Quantity	Value
1	Sanjit Kumar Khosla	Bihar	East	Vill and P.o. Bhupatty, Babu Barhi, Dist . Madhubani, Bihar Mob: 6200021245/7250253493 Email:	Battery Jack ( F069 )	7307	1.000	50.00
2	Sanjit Kumar Khosla	Bihar	East	Vill and P.o. Bhupatty, Babu Barhi, Dist . Madhubani, Bihar Mob: 6200021245/7250253493 Email:	Relay Cable ( F0696 )	7307	1.000	100.00
3	Sanjit Kumar Khosla	Bihar	East	Vill and P.o. Bhupatty, Babu Barhi, Dist . Madhubani, Bihar Mob: 6200021245/7250253493 Email:	Switch Cable ( F0694 )	7307	1.000	130.00
<b>Total</b>							<b>3.000</b>	<b>280.00</b>

© Copyright 2020 by vERP All Rights Reserved.





## Customer Price List

Price List enables one to set up a special price for selected portal members, without applying any coupons. This feature can be used to provide regular customers with discounts and special prices while other customers get it at an increased rate.

- Click on Report button to Customer Price List.
- Then select data on the relevant fields.
- Click on "Show" button to get the reports of Customer Price List. It will display all the Customer Price List.
- Click on "Export" button to export the report to excel.

Home User Interface Report

**Customer Price List Report**

Branch / CC Center :

Customer Name :

Select Category :  Customer

Export to the selected format
Export

**Customer Price List**

Branch / CC Center : Head Office

Customer Name : A Chandra & Co. Vendor Code :

Address : 28, Gautam Budh Marg Lucknow 226001 Uttar Pradesh

Contact Person :

Contact Person Address :

Email : a.chandra\_lko@yahoo.com Mobile : 09839289459

Sl. No	Spare Name	Code	HSN / SAC	Tax %	Drawing No	Date	Rate
1	Meter for Volumetric Measurement -NTR/06	F0001	9026	18.00		09 Jan 2020	90000.00
2	Meter for Volumetric Measurement (NTR/06) with 12V Battery Operated Accessories	F0003	9026	18.00		03 Oct 2017	68706.00
3	Angular Check Valve 50 mm	F0011	84813000	18.00	NTR/DWG/A CV/06	10 Sep 2020	648.00
4	Angular Check Valve 40 mm	F0012	84813000	18.00	NTR/DWG/A CV/08	10 Sep 2020	648.00
5	Vent Cap Assly 2" (50 mm)	F0014	84814000	18.00		03 Aug 2020	295.00
6	Camlock Coupling 3" (80 mm) (Male)	F0015	4009	18.00		24 Aug 2020	525.00
7	Dip Rod Aluminium 3.5 mtr. Long	F0027	9017	18.00		30 Jan 2020	864.00
8	Dip Rod Aluminium 3 mtr. Long	F0028	9017	18.00		30 Jan 2020	752.00
9	Dip Rod Aluminium 4 mtr. Long	F0029	9017	18.00		06 Sep 2018	966.00
10	Dip Cap Assly 2" (50 mm) Floating type with Locking Arrangement	F0095	83099020	18.00		13 Jun 2020	581.00
11	PV Valve 2" (50 mm)	F0131	84814000	18.00	NTR/DWG/P V/01,02,03,04,05,07,08,09,10	10 Sep 2020	1765.00
12	Dip Rod Aluminium 4 mtr. Long with Brass Shoe	F0176	9017	18.00		31 Dec 2018	1345.00
13	PV Valve 1½" (40 mm)	F0177	84814000	18.00	NTR/DWG/P V/01A,02,03,04,05,07,08,09,10	20 Sep 2017	2000.00
14	Camlock Coupling 3" (80 mm) (Female)	F0212	4009	18.00		24 Aug 2020	815.00
15	Shear Valve 1½" (40 mm)(Top Inside Thread)	F0394	84814000	18.00		21 Aug 2019	3300.00

1

© Copyright 2020 by vERP All Rights Reserved.



## Supplier Price List

This is the cost to your business, when you purchase a product from the supplier. You can have an item with 1 price, but then link to many suppliers, and each supplier has a different supplier cost.

- Click on User Report button to Supplier Price List.
- Then select data on the relevant fields.
- Click on "Show" button to get the reports of Supplier Price List. It will display all the Supplier Price List.
- Click on "Export" button to export the report to excel.

Home		User Interface		Report		
Supplier Price List Report						
Branch / CC Center : Head Office				Select Category : @Supplier		
Supplier Name : A.K.Engineering Works				Show		
Export to the selected format						
2	Angular Check Valve Body 2"	RM0006	7303	18.00	NTR.DWG/AC 08 Sep 2020 V/06	165.00
3	Cam for M.U L& T	RM0019	7303	18.00	06 Jul 2017	50.00
4	Dip Cap Body 2" (C.I.)	RM0041	7303	18.00	NTR.DWG/GE 22 Jul 2020 N/31	135.00
5	Pump Unit Body (P.T.O.)	RM0083	7303	18.00	NEW- 08 Sep 2020 NTR.DWG/PU /15	1950.00
6	Vent Cap Body 1 1/2"	RM0124	7303	18.00	13 Aug 2020	135.00
7	Vent Cap Body 2"	RM0125	7303	18.00	08 Sep 2020	135.00
8	Fill Cap Body BPC (All CI)	RM0132	7303	18.00	NTR.DWG/GE 08 Sep 2020 N/46,47	182.00
9	Valve Midco 1027	RM0169	7407	18.00	NTR.DWG/M 06 Jul 2017 U/04	35.00
10	Strainer Cap for PU Midco	RM0197	84139190	28.00	06 Jul 2017	50.00
11	Bearing Housing Old L&T	RM0210	7303	18.00	06 Jul 2017	105.00
12	Pump Unit Body (BLDC)	RM0227	7303	18.00	NTR.DWG/PU 06 Jul 2017 /11	1400.00
13	Union 2"	RM0234	7303	18.00	25 May 2020	185.00
14	Union 1 1/2"	RM0235	7303	18.00	26 Jul 2020	130.00
15	Junction Box With Cover (ME04) C.I.	RM0261	7303	18.00	25 Apr 2019	185.00
16	Switch Box With Cover (Midco-171) - Alu.	RM0262	7601	18.00	06 Jul 2017	280.00
17	Horizontal Check Valve Body 2"	RM0271	4009	18.00	24 Mar 2018	190.00
18	Line Filter Body ( Volumetric)	RM0273	7303	18.00	NTR.DWG/GE 08 Sep 2020 N/48,49	195.00
19	Fill Cap Body (C.I) Only Body	RM0276	7303	18.00	NTR.DWG/GE 27 Jun 2017 N/34	105.00
20	Pump Pulley - Midco	RM0281	7303	18.00	25 Feb 2020	175.00
21	Motor Pulley 31/2"	RM0282	7303	18.00	06 Jul 2017	82.00
22	Triangular Flange For PTO Pump ( Front Side )New Pump	RM0291	7303	18.00	NTR.DWG/PU 17 Aug 2020 /40	235.00
23	Nozzle Boot ( Midco ) / NTR.01, NTR.02	RM0292	7601	18.00	25 May 2020	130.00
24	Coupling For PTO Pump ( Straight Bore )	RM0296	7303	18.00	NTR.DWG/PU 08 Sep 2020 /18	170.00
25	Triangular Flange For Outlet Pipe	RM0298	7303	18.00	24 Sep 2019	40.00
26	Strainer Cap For Blde Pump	RM0320	7215	18.00	06 Jul 2017	40.00
27	Rotor Head For Pump Unit without Valve Part ( New )	RM0325	7202	18.00	NTR.DWG/PU 12 Aug 2020	255.00

© Copyright 2020 by VERP All Rights Reserved.

### VEHEMENT TECHNOLOGIES PRIVATE LIMITED

AI-67, Street No-29, Newtown, Kolkata, West Bengal, India. Zip Code: 700156  
 Tel: +91-33-46023678 / 7044848888 Email: info@vehement.in GSTN: 19AACCV4544R1ZK  
**Your Complete Business Solution Provider**





## NTR Price List

Price List enables one to set up a special price for selected portal members, without applying any coupons. This feature can be used to provide regular customers with discounts and special prices while other customers get it at an increased rate.

- Click on User Report button to NTR Price List.
- Then select data on the relevant fields.
- Click on "Show" button to get the reports of NTR Price List. It will display all the NTR Price List.
- Click on "Export" button to export the report to excel.

Home User Interface Report

NTR Price List Report

Spare Group : -- Select One --

Search By : -- Select One --

Branch : -- Select One --

Show

Export to the selected format
Export

No	Code	Description	Qty	Rate	Date	Unit	Total	Balance
10	F0002	Meter for Volumetric Measurement (NTR.06) with PTO Opt. Accessories	9026	18.00	14 Jan 2017	Pcs	0.00	68000.00
11	F0003	Meter for Volumetric Measurement (NTR.06) with 12V Battery Operated Accessories	9026	18.00	14 Jan 2017	Pcs	0.00	77500.00
12	F0004	Mimi Dispensing Pump	84131199	28.00	19 Jan 2017	Pcs	0.00	35000.00
13	F0005	Meter for Volumetric Measurement 5 digit (9999.9 ltrs.) Series-NTR.06	9026	18.00	19 Jan 2017	Pcs	0.00	40000.00
14	F0006	Meter for Volumetric Measurement Electronic (Preset)	9026	18.00	19 Jan 2017	Pcs	0.00	74312.00
15	F0007	Mechanical Fuel dispenser Model No - MFD/NTR.05	84131191	28.00	19 Jan 2017	Pcs	0.00	95000.00
16	F0008	Meter for Volumetric Electronic (Non Preset) NTR.04	9026	18.00	19 Jan 2017	Pcs	0.00	145000.00
17	F0009	Electronic Fuel Dispenser preset model no: EFD/NTR.03	84131191	28.00	19 Jan 2017	Pcs	0.00	0.00
18	F0010	Electronic Fuel Dispenser Non preset model no: EFD/NTR.04	84131191	28.00	19 Jan 2017	Pcs	0.00	0.00
19	F0011	Tank and Pipe Line Fittings Angular Check Valve 50 mm	84813000	18.00	19 Jan 2017	Pcs	584.00	656.00 NTR/DWG/ACV/06
20	F0012	Tank and Pipe Line Fittings Angular Check Valve 40 mm	84813000	18.00	19 Jan 2017	Pcs	0.00	656.00 NTR/DWG/ACV/08
21	F0013	Tank and Pipe Line Fittings Horizontal Check Valve 1½" (40 mm)	84813000	18.00	19 Jan 2017	Pcs	0.00	0.00
22	F0014	Tank and Pipe Line Fittings Vent Cap Assy 2" (50 mm)	84814000	18.00	22 Feb 2017	Pcs	0.00	208.00
23	F0015	Tank and Pipe Line Fittings Camlock Coupling 3" (80 mm) (Male)	4009	18.00	21 Jan 2017	Pcs	464.00	535.00
24	F0016	Pump Unit Cover for Pump Unit Midco 830	84139190	28.00	21 Jan 2017	Pcs	0.00	0.00
25	F0017	General Assy Crank Assy (Hand Drive Handle)	84131191	28.00	21 Jan 2017	Pcs	0.00	70.00
26	F0018	Meter for Volumetric Electronic Fuel Dispenser for Non Preset NTR.02	84131191	28.00	24 Jan 2017	Pcs	0.00	131746.00
27	F0019	Meter for Volumetric Electronic Fuel Dispenser for Preset NTR.01	84131191	28.00	24 Jan 2017	Pcs	0.00	144444.00
28	F0020	Tank and Pipe Line Fittings Camlock Coupling 3" (80 mm) Female (INACTIVE)			22 Feb 2017	Pcs	0.00	734.00
29	F0021	Pump Unit Assy PTO Assy Idler Gear for Midco	7228	18.00	22 Feb 2017	Pcs	0.00	643.00

© Copyright 2020 by vERP All Rights Reserved.



## Daily Stock Account

An inventory report is a summary of a retailer's existing stock. It distills details like how much stock you have, which products are selling fastest, category performance, and other information about the status and performance of inventory.

- Click on User Report button to Daily Stock Account.
- Then select data on the relevant fields.
- Click on "Show" button to get the reports of Daily Stock Account. It will display all Daily Stock Account.
- Click on "Export" button to export the report to excel.

Daily Stock Report Details View									
Date From : 01 Apr 2020		To : 11 Sep 2020		Group : FINISHED					
<span>Show</span> <span>Reset</span>									
<span>Export to the selected format</span> <span>Export</span>									
1	01 Apr 2020	7352.005	.000	7352.005	.000	.00	.00	7352.01	
2	02 Apr 2020	7352.005	.000	7352.005	.000	.00	.00	7352.01	
3	03 Apr 2020	7352.005	.000	7352.005	.000	.00	.00	7352.01	
4	04 Apr 2020	7352.005	.000	7352.005	.000	.00	.00	7352.01	
5	05 Apr 2020	7352.005	.000	7352.005	.000	.00	.00	7352.01	
6	06 Apr 2020	7352.005	.000	7352.005	.000	.00	.00	7352.01	
7	07 Apr 2020	7352.005	.000	7352.005	.000	.00	.00	7352.01	
8	08 Apr 2020	7352.005	.000	7352.005	.000	.00	.00	7352.01	
9	09 Apr 2020	7352.005	.000	7352.005	.000	.00	.00	7352.01	
10	10 Apr 2020	7352.005	.000	7352.005	.000	.00	.00	7352.01	
11	11 Apr 2020	7352.005	.000	7352.005	.000	.00	.00	7352.01	
12	12 Apr 2020	7352.005	.000	7352.005	.000	.00	.00	7352.01	
13	13 Apr 2020	7352.005	.000	7352.005	.000	.00	.00	7352.01	
14	14 Apr 2020	7352.005	.000	7352.005	.000	.00	.00	7352.01	
15	15 Apr 2020	7352.005	.000	7352.005	.000	.00	.00	7352.01	
16	16 Apr 2020	7352.005	.000	7352.005	.000	.00	.00	7352.01	
17	17 Apr 2020	7352.005	.000	7352.005	.000	.00	.00	7352.01	
18	18 Apr 2020	7352.005	.000	7352.005	.000	.00	.00	7352.01	
19	19 Apr 2020	7352.005	.000	7352.005	.000	.00	.00	7352.01	
20	20 Apr 2020	7352.005	.000	7352.005	.000	.00	.00	7352.01	
21	21 Apr 2020	7352.005	.000	7352.005	.000	.00	.00	7352.01	
22	22 Apr 2020	7352.005	.000	7352.005	.000	.00	.00	7352.01	
23	23 Apr 2020	7352.005	.000	7352.005	.000	.00	.00	7352.01	
24	24 Apr 2020	7352.005	.000	7352.005	.000	.00	.00	7352.01	
25	25 Apr 2020	7352.005	.000	7352.005	.000	.00	.00	7352.01	
26	26 Apr 2020	7352.005	.000	7352.005	.000	.00	.00	7352.01	
27	27 Apr 2020	7352.005	.000	7352.005	.000	.00	.00	7352.01	
28	28 Apr 2020	7352.005	.000	7352.005	.000	.00	.00	7352.01	

© Copyright 2020 by vERP All Rights Reserved.

**HSN** **HSN/SAC Details Report**

HSN code stands for "Harmonized System of Nomenclature". This system has been introduced for the systematic classification of goods all over the world. HSN code is a 6-digit uniform code that classifies 5000+ products and is accepted worldwide.

- Click on User Report button to HSN/SAC Details Report.
- Then select data on the relevant fields.
- Click on "Show" button to get the reports of HSN/SAC Details Report. It will display all HSN/SAC Details Report.
- Click on "Export" button to export the report to excel.

Home User Interface Report

**HSN Master Report**

HSN/SAC Code : 1704  
HSN Tax : --Select Tax --  
Type : --Select Type--  
[Show](#) [Reset](#)

Export to the selected format Export

An IMS Certified Organisation  
2, Kumarpara Road, PO :Rajpur, Kolkata-700149  
Ph.No. :(+91)-33-2477 8866 , Email Id :support@ntrindia.co.in

**HSN / SAC MASTER**

HSN/SAC Code	HSN Description	Type	Tax Percentage
1704	Sugar confectionery	HSN	12.00

Page : 1 Of 1

© Copyright 2020 by vERP All Rights Reserved.



## Stock Details Report

A stock market report is an information-based document issued by a variety of organizations and directed to various segments of an investment pool. The majority of stock market reports focus on large area of a particular financial sector, while some will hone in on individual businesses.

- Click on User Report button to Stock Details Report.
- Then select data on the relevant fields.
- Click on "Show" button to get the reports of Stock Details Report. It will display all Stock Details Report.
- Click on "Export" button to export the report to excel.

Home User Interface Report










**Item Group Master Report**

Group : FINISHED

Product Type : Meter for Volumetric

Show Reset

Export to the selected format Export

3		Meter for Volumetric Measurement (NTR.06) with 12V Battery Operated Accessories	F0003	Pcs	FINISHED	Meter for Volumetric	9026
4		Mini Dispensing Pump	F0004	Pcs	FINISHED	Meter for Volumetric	84131199
5		Meter for Volumetric Measurement 5 digit (9999.9 ltrs.) Series-NTR.06	F0005	Pcs	FINISHED	Meter for Volumetric	9026
6		Meter for Volumetric Measurement Electronic(Preset)	F0006	Pcs	FINISHED	Meter for Volumetric	9026
7		Mechanical Fuel dispenser Model No -MFD/NTR.05	F0007	Pcs	FINISHED	Meter for Volumetric	84131191
8		Meter for Volumetric Electronic (Non Preset) NTR.04	F0008	Pcs	FINISHED	Meter for Volumetric	9026
9		Electronic Fuel Dispenser preset model no: EFD/NTR.03	F0009	Pcs	FINISHED	Meter for Volumetric	84131191
10		Electronic Fuel Dispenser Non preset model no: EFD/NTR.04	F0010	Pcs	FINISHED	Meter for Volumetric	84131191
11		Electronic Fuel Dispenser for Non Preset NTR.02	F0018	Pcs	FINISHED	Meter for Volumetric	84131191

© Copyright 2020 by vERP All Rights Reserved.

### VEHEMENT TECHNOLOGIES PRIVATE LIMITED

AI-67, Street No-29, Newtown, Kolkata, West Bengal, India. Zip Code: 700156  
 Tel: +91-33-46023678 / 7044848888 Email: info@vehement.in GSTN: 19AACCV4544R1ZK  
**Your Complete Business Solution Provider**



## Monthly Inventory Analysis

It measures how many times your average inventory is sold during a certain period. This inventory formula is calculated by dividing the cost of goods sold by the average inventory for a certain period of time.

- Click on User Report button to Monthly Inventory Analysis.
- Then select data on the relevant fields.
- Click on "Show" button to get the reports of Monthly Inventory Analysis. It will display all Monthly Inventory Analysis.
- Click on "Export" button to export the report to excel.

Home User Interface Report

**Monthly Stock Analysis**

CC Center : <input type="text" value="Head Office"/>	Group : <input type="text" value="--Select Group--"/>
Product Type : <input type="text" value="--Select Product Type--"/>	Item : <input type="text" value="--Select Item--"/>
Date From : <input type="text" value="01 Sep 2020"/>	Date To : <input type="text" value="11 Sep 2020"/>
Max. No. of Item Shown <input type="text" value="5"/>	

[Show](#) [Reset](#)

**Stock List : Details View**

Export to the selected format

**Neogi Technologies and Research Pvt Ltd**  
 2, Kumarpara Road, PO:Rajpur, Kolkata-700149  
 Ph No. :(+91)-33-2477 8866 , Email Id :support@ntrindia.co.in

---

**Monthly Stock Analysis**

Group Name : Branch : Head Office

Product Type : Date : 01 Sep 2020 To 11 Sep 2020

Stock Name	Stock Code	PartNo	HSN/SAC	Unit	Opening	In	Out	Closing	Rate	Closing Amt
Socket/Washer/Screw (HD/Normal)	RMCC028		7318	Pcs	2337.000	3.000	0.000	2340.000	3360.00	7862400.00
Information technology (IT) design and development services	IE0050		998314	Pcs	58.000	2.000	0.000	60.000	100000.00	6000000.00
MISC ITEMS TAX0000	IE0099		HSN0000	Pcs	360.000	1.000	0.000	361.000	3626.00	1308986.00
Dip Rod 1/2" Square Alu.	RM0454		7604	Kg	1589.218	1578.000	381.688	2795.630	218.80	609473.96
Hose Pipe 1"	RM0269		4009	Mtr	1495.990	0.000	180.000	1315.990	292.00	384269.08


  

StockName	September_2020
Socket/Washer/Screw (HD/Normal)	7862400.00
Information technology (IT) design and development services	6000000.00
MISC ITEMS TAX0000	1308986.00
Dip Rod 1/2" Square Alu.	609473.96
Hose Pipe 1"	421061.08

**Stock Analysis Monthly**

■ September\_2020



Information technology (IT) design and development services

Stock Name

[Export to PDF](#) [Export to Image](#)

© Copyright 2020 by vERP All Rights Reserved.



## Individual Stock Report

When one invests in an individual stock, he or she is purchasing ownership. If an individual invested in 100 shares of a public company, that individual would have a percentage of ownership in that company.

- Click on User Report button to Individual Stock Report.
- Then select data on the relevant fields.
- Click on "Search" button to get the reports of Individual Stock Report. It will display all Individual Stock Report.
- Click on "Excel icon" button to export the report to excel.



**Individual Stock Details**

Select Stock Name :

Date From : 01 Apr 2020 Date To : 11 Sep 2020

Stock Group: --Select Group-- Product Type: --Select Product Type--

Stock Name: Meter for Volumetric Measurement -NTR/06 (F0001) CC Center : Head Office

Search Reset X

**Item Details :**



**Meter for Liquids other than water (Mechanical Fuel Dispenser)**  
for Mobile use  
Accuracy Class 0.5  
Model No. : NTR/06

**Item Name:** Meter for Volumetric Measurement -NTR/06  
**Item Code:** F0001  
**Item Category:** Fast Moving  
**Unit Group:** PCS  
**Unit:** Pcs  
**Product Type:** Meter for Volumetric  
**Maximum Level:** 0.00  
**Minimum Level:** 0.00  
**Reorder Level:** 0.00  
**Drawing No:**  
**HSN Code(Tax%):** 9026 (18.00%)  
**Scrap Item:**

**Inventory Stock Details**

Sl. No.	Branch	Opening Stock	Stock In	Stock Out	Closing Stock	Serials
1	Head Office	19.000	60.000	80.000	-1.000	

**Department Stock Details**

Sl. No.	Department	Opening Stock	Stock In	Stock Out	Closing Stock
No records to display.					

**Uploaded Documents :**

Sl. No.	Document Name	File	Download
No records to display.			

**Production Formula :**

**Formula No :** STDF76 STDF210 STDF48 STDF274 STDF1085 STDF195

**Required Materials:**  
**Labour Details:**

**Formula No:**

**Customer details**

Sl. No.	Customer Name	State	Zone	Quantity	Last Rate
1	Ajantha Earth Movers hattatota	Odisha	East	1.000	23729.00
2	AKA LOGISTICS PVT. LTD.	Haryana	North	1.000	38136.00
3	Anusandhan Mining LLP	West Bengal	East	1.000	40677.00
4	ASMA INDUSTRIAL CORPORATION	West Bengal	East	1.000	32500.00
5	Avtar Singh & Company	Maharashtra	West	1.000	40678.00
6	Baba Gold Engg Works	Haryana	North	1.000	35169.00
7	Bawa Engineering Corporation	Chhattisgarh	West	2.000	34322.00
8	BM Industries	Gujarat	West	2.000	33439.00
9	Excel Enterprises	Chhattisgarh	West	1.000	25593.00
10	GROSON POWERTech PRIVATE LIMITED	Haryana	North	6.000	32966.00

Page size: 10

34 items in 4 pages

**Supplier details**

Sl. No.	Supplier Name	State	Zone	Quantity	Last Rate
No records to display.					

**Department details**

Sl. No.	Production Department
1	Production Department
2	PRODUCTION-STORE-PURCHASE(NTR)